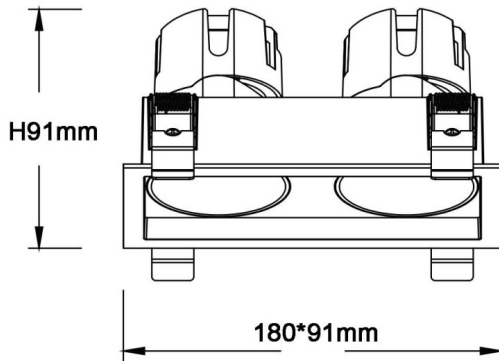


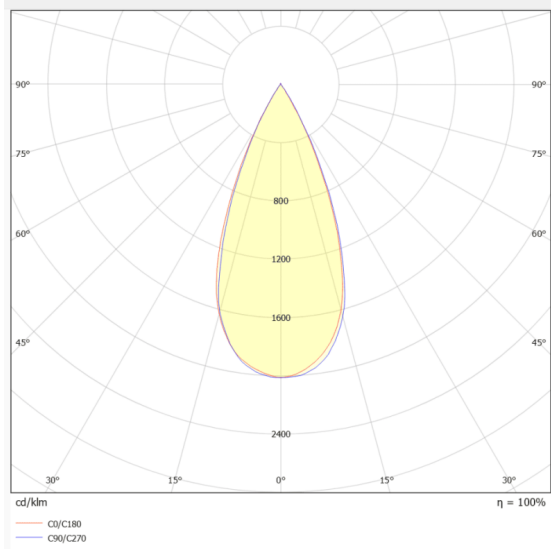
Dimensions

| | |
|--------------------------------|---------------------|
| Product dimensions (mm) | 180*91xH91mm |
|--------------------------------|---------------------|





Esquema



Curva fotométrica



ZENITH IP65SX2

| | |
|------------------|---|
| Código artículo | 86.D285.1331.02 |
| Tipo de producto | Indoor |
| Categoría | Downlights |
| Familia | ZENITH |
| Subfamilia | ZENITH IP65SX2 |
| Pictograms | <div><div></div><div>220 240 V</div><div>XX*</div><div>CRI 90</div><div></div></div> <div><div>Driver INCL.</div><div>On Off</div><div></div><div>50000h L80B10</div><div>IP 65</div></div> |

| Producto | |
|------------------------------|----------------|
| Potencia real (W) | 2X12 |
| Flujo luminoso real (lm) | 2X960 |
| Eficacia luminosa (lm/W) | 80 |
| Ángulo de apertura | 36 |
| Life time (h) | 50000 h L80B10 |
| IP | 65 |
| U. G. R | 19 |
| Equipo | ON/OFF |
| Temperatura de color (K) | 3000 |
| Consistencia de color (SDCM) | SDCM<3 |
| CRI | 90 |